

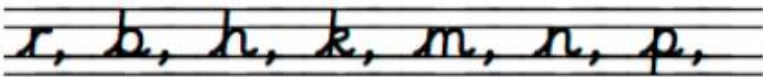
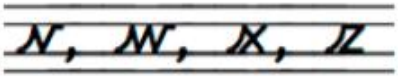
























































Handwriting in Key Stage Two at Christ Church CE Primary

Letter Formation	
Family One	Anti-clockwise letters
1. The first family of letters – the anti-clockwise letters are known as 'Curly Caterpillar Letters'.	
	
Family Two	Long Ladder Letters
2. The second family of letters - down and off in another direction are known as the 'Long Ladder Letters'.	
	
Family Three	One Armed Robot Letters
3. The third family of letters – with a stick and a curve are known as the 'One Armed Robot Letters'.	
	
Family Four	Zig Zag Monster Letters
4. The fourth family of letters – 'Zig Zag Letters'.	
	

Letter formation in KS2 follows the teaching of RWI. The example below shows continuous cursive formation using 'Say hello' and 'Say goodbye'.

 <p>Say hello...around the apple and down the leaf ... and say goodbye</p> 	 <p>Say hello... down the laces to the heel then around the toe ... and say goodbye</p> 	 <p>Say hello... curl around the caterpillar</p> 	 <p>Say hello... around the dinosaur's bottom, up his tall neck and down to his toes ... and say goodbye</p> 
 <p>Say hello... lift off the top and scoop out the egg</p> 	 <p>Say hello ... down the stem and draw the leaf</p> 	 <p>Say hello... around the girl's face, down her hair and give her a curl</p> 	 <p>Say hello... tall and down the head to the hooves then across his back... and say goodbye</p> 
 <p>Say hello...down the insect ... and say goodbye... dot for the head</p> 	 <p>Say hello... down his body, curl and dot for his head</p> 	 <p>Say hello... down the kangaroo's body, tail and leg... and say goodbye</p> 	 <p>Say hello... down the long leg... and say goodbye</p> 
 <p>Say hello... Maisie, mountain, mountain... and say goodbye</p> 	 <p>Say hello... down Nobby's net... and say goodbye</p> 	 <p>Say hello... around the orange... and say goodbye</p> 	 <p>Say hello... down the pirate's plait and around his face</p> 

 <p>Say hello...around her head, up past her earring, down her hair and flick</p> 	 <p>Say hello... down the robot's back and curl over his arm...</p> 	 <p>Say hello... slither down the snake... and say goodbye</p> 	 <p>Say hello... down the tower ... and say goodbye... across the tower</p> 
 <p>Say hello... down and under, up to the top... and say goodbye</p> 	 <p>Say hello... down the wing, up the wing... and say goodbye</p> 	 <p>Say hello... down, up, down, up... and say goodbye</p> 	 <p>Say hello... down the arm and leg, repeat the other side... and say goodbye</p> 
 <p>Say hello...down a horn, up a horn and under the head</p> 	 <p>Say hello... zig, zag, zig ... and say goodbye</p> 		

Upper Case...

A B C D E F G H I J K L M N O P Q R S T U V W X Y Z

NB: CAPITAL LETTERS DO NOT JOINS

Numbers...

0 1 2 3 4 5 6 7 8 9

Different Letter Joins

Diagonal joins to letters without ascenders (bottom letter joins)	ai, ar, us, au, aw, er, ew, ir, ur, ss, as, ea, ae, ee, ie, se, ue
Horizontal joins to letters without ascenders (over the top joins)	ou, vi, wi, xe, ere, oe, re, ure, ve, we, oi, on, oo, or, ov, ow, oa
Diagonal joins to letters with ascenders	ab, ul, it, ch, kn, ll, sh, th, ed, be, de, br
Horizontal joins to letters with ascenders (over the top joins)	ot, wh, ot
Diagonal joins to letters with descenders	ff, ph, qu, igh, ing, ng, squ, fe, ge, pe
Horizontal joins to letters with descenders (over the top joins)	op, oy

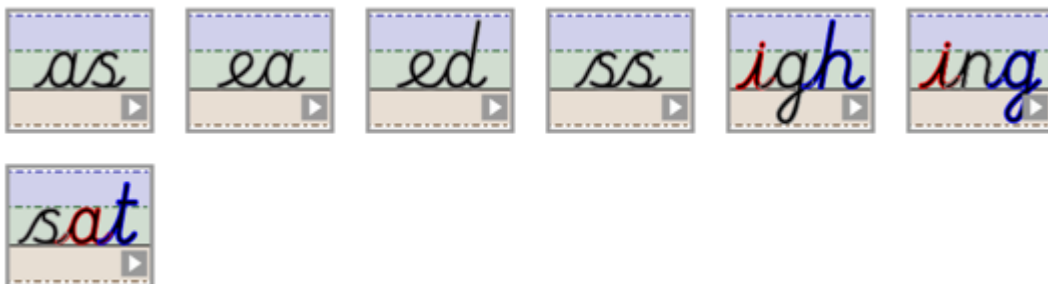
Bottom letter diagonal joins:

ai but ch ck er jig sh th zip



Bottom to 'c' shaped diagonal letter joins

as ea ed igh ing sat ss



Bottom to 'e' shaped diagonal letter joins

be her ie men se ve

be

ie

se

her

men

Top 'e' horizontal letter joins:

ve we ve

ve

re

ve

we

ere

ure

Top horizontal letter joins:

bl br oa oh oi on oo or ou ov

ow oy wh

oa

oo

oh

oi

on

or

ou

ov

ow

oy

wh