

Parent Guide

How can I use this with my children?

Print out the sheets and ask your child to look at the Numicon Shapes in each question. What number does each one represent? What numbers are you being asked to add and what is the answer?

How does this help my children's learning?

This is an excellent visual way of supporting your child when learning about number and addition within 10. Use the Numicon Shape illustrations to help support your child's addition skills.

Ideas for further learning:

Use coins to encourage further addition to 10. Give your child a 2p coin, for example, and ask them how much more you would need to get to 10p. Repeat with a 5p and 1p coin, then a combination of coins.

You can place the coins on the Numicon Shapes to help your child understand the value of the coins.





Numicon Shapes Addition within 10 Worksheets (Ages 5 to 6)

Use the Numicon Shapes to work out the answers to each addition question.

 +  =


 +  =

 +  =


 +  =


 +  =


Numicon Shapes Addition within 10 Worksheets (Ages 5 to 6)


$$\text{7-shape} + \text{7-shape} =$$



$$\text{4-shape} + \text{1-shape} =$$


$$\text{7-shape} + \text{4-shape} =$$



$$\text{6-shape} + \text{3-shape} =$$


$$\text{8-shape} + \text{1-shape} =$$


Numicon Shapes Addition within 10 Worksheets (Ages 5 to 6)




$8 + 2 =$




$7 + 2 =$



$6 + 4 =$



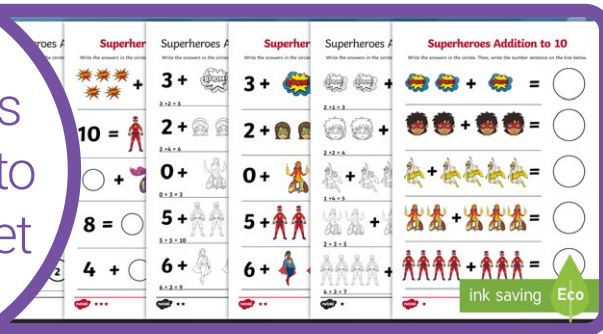
$7 + 1 =$



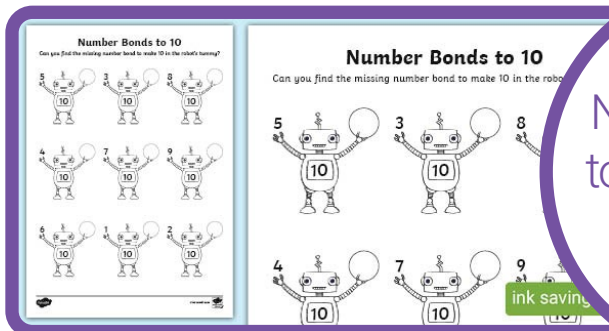
$4 + 2 =$

If you enjoyed this resource, why not try...


Superheroes
Addition Up to
10 Worksheet



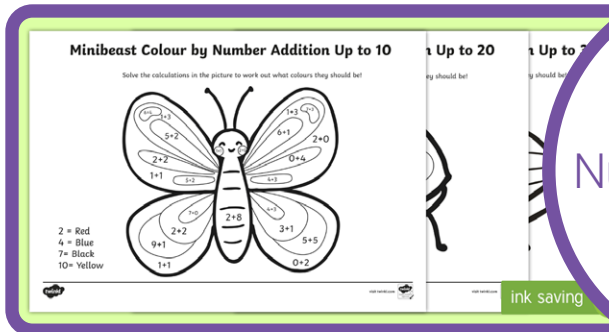
Number Bonds
to 10 on Robots
Worksheet



Numicon Shape
Addition to 20
Worksheets



Colour by
Number Addition
Activity Pack



If you need us, just get in touch -
contact twinklcares@twinkl.co.uk
visit [twinkl.com/parents](https://www.twinkl.com/parents)

twinkl

Explore and Discover More