




Christ Church CE Primary School



Modern Foreign Languages Long Term Planning


'We value all children as unique 'Children of God' and welcome them into our safe, loving and supportive Christ Church family. We endeavour to use nurture to encourage individuals to flourish and aspire to reach their God given potential. We rejoice in our rich diversity and our broad, balanced curriculum provides opportunities for all to achieve excellence, open minds and inspire dreams both now and the future.'



Christ Church CE Primary School

*'Train up a child in the way they should go and when they are old,
they will not depart from it.'* Proverbs 22:6


KS2: Year Three Curriculum Overview					
Autumn 1	Autumn 2	Spring 1	Spring 2	Summer 1	Summer 2
<p style="text-align: center;">Hola! (Greetings)</p> <p style="text-align: center;">Basic greetings and phrases</p> <p>1. I can listen and respond to a song/story in Spanish. (Buenas Noches, Luna)</p> <p>2. I can say hello and goodbye in Spanish</p> <p>2. I can use actions and songs to remember different greetings.</p> <p>3. I can write greetings in Spanish.</p> <p>4. I can ask how someone is and respond.</p> <p>5. I can write down a short conversation in Spanish.</p> <p style="color: red; text-align: center;">Recap the song/story at the start of every lesson.</p>	<p style="text-align: center;">Alphabet</p> <p style="text-align: center;">Give your name & spell it out</p> <p>1. I can listen and respond to a song/story in Spanish. (Animalfabeto)</p> <p>2. I know the sounds of the Spanish alphabet.</p> <p>3. I notice how some sounds are different to English.</p> <p>4. I can give my name in Spanish.</p> <p>5. I can spell my name in Spanish</p> <p>6. I can introduce myself in Spanish.</p> <p style="color: red; text-align: center;">Recap the song/story at the start of every lesson.</p>	<p style="text-align: center;">Numbers 1-10</p> <p style="text-align: center;">Understand & apply numbers out of sequence + Euros</p> <p>1. I can listen and respond to songs, stories and rhymes in Spanish (link to a number story/song)</p> <p>2. I can count to 10 in Spanish with correct pronunciation.</p> <p>3. I can write numbers to ten in Spanish.</p> <p>4. I can apply my knowledge numbers to euros.</p> <p>5. I can ask how much and give change in Spanish.</p> <p style="color: red; text-align: center;">Recap the song/story at the start of every lesson.</p>	<p style="text-align: center;">Colours</p> <p style="text-align: center;">Vocabulary building + sound spelling link</p> <p>1. I can listen and respond to songs, stories and rhymes in Spanish (link to a colour story/song)</p> <p>2. I can say the colours of the Spanish flag.</p> <p>3. I can read colours with the correct pronunciation.</p> <p>4. I can write colours in Spanish.</p> <p>5. I can describe things using colours and my vocabulary list.</p> <p>6. I can ask others their favourite colours and answer with correct pronunciation.</p> <p style="color: red; text-align: center;">Recap the song/story at the start of every lesson.</p>	<p style="text-align: center;">Animals</p> <p style="text-align: center;">Introducing gender + start of phrases</p> <p>1. I can listen and respond to songs, stories and rhymes in Spanish (De cabeza)</p> <p>2. I can read words for animals with the correct pronunciation.</p> <p>3. I can write words for animals in Spanish</p> <p>4. I know that Spanish nouns are grouped as masculine and feminine.</p> <p>5. I know how accents can change the sound of a word.</p> <p>6. I notice how some spellings and sounds are different to English even when they look the same or nearly the same.</p> <p style="color: red; text-align: center;">Recap the song/story at the start of every lesson.</p>	<p style="text-align: center;">Deeper Learning</p> <p style="text-align: center;">Revisit, perform and apply language learnt in different contexts</p> <p>1. I know how accents can change the sound of a word and how some letters are sounded differently to English.</p> <p>2. I can use my Spanish vocabulary to find out more about life in Spain.</p> <p>3. I can use my vocabulary list to talk about life in Spain.</p> <p>4. I can sing a song in Spanish.</p> <p>5. I can create a fact file about animals. (only names and colours)</p> <p style="color: red; text-align: center;">MFL Day</p>
SMSC			SMSC		



Christ Church CE Primary School

‘Train up a child in the way they should go and when they are old,
they will not depart from it.’ Proverbs 22:6


KS2: Year Four Curriculum Overview					
Autumn 1	Autumn 2	Spring 1	Spring 2	Summer 1	Summer 2
<p>Numbers 11-20 + time</p> <p>Further numbers + Euros + time phrase</p> <ol style="list-style-type: none"> 1. I can listen and respond to songs, stories and rhymes in Spanish (link to a number story/song) 2. I can count to 20 in Spanish with correct pronunciation. 3. I can write numbers to 20 in Spanish. 4. I can apply my knowledge numbers to euros. 5. I can ask how much and give change in Spanish. <p style="color: red;">Recap the song/story at the start of every lesson.</p>	<p>Food</p> <p>Building a phrase: I would like +...</p> <ol style="list-style-type: none"> 1. I can listen and respond to songs, stories and rhymes in Spanish (link to a number story/song) (The Hungry caterpillar) 2. I can find out about food in Spain (Spanish food tasting lesson?) 3. I can read and say some foods in Spanish 4. I can say 'I would like' in Spanish. 5. I can build a short phrase in Spanish using my vocabulary list (I would like pizza and chips) 6. I can use my knowledge of food to retell the Hungry caterpillar. <p style="color: red;">Recap the song/story at the start of every lesson.</p>	<p>Likes / dislikes</p> <p>Building a phrase: I like/ I don't like/ I love/I hate</p> <ol style="list-style-type: none"> 1. I can express my likes and dislikes using a vocabulary list. (nouns on vocab list) 2. I can use a verb and a noun in a sentence. (I like apples) 3. I can ask and answer questions in Spanish with correct pronunciation. (Do you like apples?) 4. I can write questions in Spanish. 5. I can understand the main points of a Spanish story, song or poem. 6. I can apply I like/dislike/love/hate to other nouns. (e.g. sports) <p style="color: red;">Recap the song/story at the start of every lesson.</p>	<p>Hair & eyes</p> <p>Building a phrase + linking phrases</p> <ol style="list-style-type: none"> 1. I can learn new vocabulary for hair and eyes. 2. I can learn how to say 'to have' (I, you have, she/he has, we have) 3. I understand that the colour comes after the noun. 4. I can describe my hair and eyes using colours 5. I can write a short description of my hair and eyes. (annotate a self-portrait) 6. I can find out more about people in Spain. <p style="color: red;">Recap the song/story at the start of every lesson.</p>	<p>Transport + countries</p> <p>Building a more detailed phrase - country + transport</p> <ol style="list-style-type: none"> 1. I can find Spain on a map and learn vocabulary for different countries. 2. I know that some countries can be masculine, feminine or plural. 3. I can find out about travel to Spain and vocab for transport types. 4. I can read phrases about travel with correct pronunciation. 5. I can write phrases about travel around Spain. 6. I can create an information poster all about travelling to Spain. (Annotate a poster with simple phrases about different transport) <p style="color: red;">Recap the song/story at the start of every lesson.</p>	<p>Deeper Learning</p> <p>Revisit, perform and apply language learnt in different contexts</p> <p>Research project into food/transport in Spain. Could plan a day out in Spain (including food & transport)?</p> <p>To include key vocab taught and be presented to the rest of the class.</p> <p style="color: red;">A creative project to apply their understanding of the year.</p> <p style="color: red; text-align: center;">MFL Day</p>
	British Values	SMSC		SMSC	British Values
<p>Cross-curricular themes: Use of language in different contexts</p> <p>Cultural development - use of language outside lessons- knowledge of a story, perform songs, play games.</p>					



Christ Church CE Primary School

‘Train up a child in the way they should go and when they are old,
they will not depart from it.’ Proverbs 22:6

KS2: Year Five Curriculum Overview					
Autumn 1	Autumn 2	Spring 1	Spring 2	Summer 1	Summer 2
<p style="text-align: center; font-weight: bold; margin: 0;">Numbers 20-60</p> <p style="margin: 0;">Dates/ birthdays Number patterns + structure for dates</p> <ol style="list-style-type: none"> 1. I can recap numbers 0-20 and begin to learn the patterns for numbers 20-40 2. I can learn numbers 40-60. 3. I can learn the days of the week. 4. I can learn the months of the year. 5. I beginning to understand the structure for dates in Spanish. 6. I can say when my birthday is in Spanish. 7. I can ask others when their birthday is in Spanish. <p style="color: red; margin: 0;">Recap the song/story at the start of every lesson.</p>	<p style="text-align: center; font-weight: bold; margin: 0;">Clothes</p> <p style="margin: 0;">New verb + putting phrases together</p> <ol style="list-style-type: none"> 1. I can listen and respond to a song or story in Spanish. (<i>Clothes/la ropa</i>) 2. I can learn more about fashion in Spain. 3. I can learn new vocab for clothes in Spanish. 4. I can add a colour after a noun. (<i>blue t-shirt</i>) 5. I know how nouns are grouped as masculine and feminine. (<i>Give nouns and they can put into 2 groups</i>). 6. I can write descriptive phrases about what I like to wear and how much it might cost in Euros. <p style="color: red; margin: 0;">Recap the song/story at the start of every lesson.</p>	<p style="text-align: center; font-weight: bold; margin: 0;">Body</p> <p style="margin: 0;">New verbs + prepositions + short sequence</p> <ol style="list-style-type: none"> 1. I can learn new vocabulary for the body. I can play games in Spanish (<i>Simon says</i>) 2. I can learn how to say 'to go' and 'to have'. 3. I can learn prepositions. 4. I can build a short phrase with a preposition and a noun. 5. I can say and write a short sequence of body parts using numbers (<i>I have two eyes, a nose and a mouth</i>). <p style="color: red; margin: 0;">Recap the song/story at the start of every lesson.</p>	<p style="text-align: center; font-weight: bold; margin: 0;">In town</p> <p style="margin: 0;">New verbs + prepositions = structure of language</p> <ol style="list-style-type: none"> 1. I can listen to a story and understand the main points. 2. I can learn vocab for towns. (<i>include religious buildings</i>) 3. I can build vocabulary for 'to go' and 'there is/are'. 4. I can build a simple sentence. (e.g. <i>In my town there are/is...</i>) 5. I can use adjectives to describe my town. 6. Plan - What is in my town? Create a toolkit and also an adjective toolkit. 7. I can create a 'triorama' using sentences to describe my town. <p style="color: red; margin: 0;">Recap the song/story at the start of every lesson.</p>	<p style="text-align: center; font-weight: bold; margin: 0;">Weather</p> <p style="margin: 0;">Linking several phrases = a short presentation</p> <ol style="list-style-type: none"> 1. I can listen to a story and understand the main points. (<i>Elmer y el tiempo</i>) 2. I can learn new vocab for weather. 3. I can read phrases for weather with correct pronunciation. 4. I can write a simple phrase about the weather. (different days of the week). 5. I can plan my own weather report. (watch a weather report in Spanish) 6. I can perform a weather report including adjectives. (<i>hot/cold/wet</i>) <p style="margin: 0;">Add clothes for HAPs</p> <p style="color: red; margin: 0;">Recap the song/story at the start of every lesson.</p>	<p style="text-align: center; font-weight: bold; margin: 0;">Deeper Learning</p> <p style="margin: 0;">Revisit, perform and apply language learnt in different contexts.</p> <p style="margin: 0;">A research project about the most prevalent Spanish religions and compare to British religious festivals:</p> <ul style="list-style-type: none"> • Easter • Christmas <p style="margin: 0;">This project can be a whole-class display board or group projects that are presented to an audience.</p> <p style="color: red; margin: 0;">A creative project to apply their understanding of the year.</p> <p style="text-align: center; color: red; font-weight: bold; margin: 0;">MFL Day</p>
			SMSC		
				SMSC	BV
<p style="margin: 0;">Cross Themes: Use of language in different contexts</p> <p style="margin: 0;">Cultural development - use of language outside lessons - knowledge of a story, perform songs, play games.</p>					



Christ Church CE Primary School

*'Train up a child in the way they should go and when they are old,
they will not depart from it.'* Proverbs 22:6

KS2: Year Six Curriculum Overview					
Autumn 1	Autumn 2	Spring 1	Spring 2	Summer 1	Summer 2
<p style="text-align: center;">Who am I? Linking several phrases = a short presentation/paragraph</p> <ol style="list-style-type: none"> 1. I know the sounds of the Spanish alphabet. 2. I can describe my appearance. <i>(hair, eyes and height)</i> 3. I can learn new vocab for family members. 4. I can say how old I am and when my birthday is. 5. I can use the conjunction 'and' in a sentence. 6. I can write a short paragraph all about me. <p style="color: red; text-align: center;"><i>Recap the song/story at the start of every lesson.</i></p>	<p style="text-align: center;">Where I live Building more complex phrases using different verbs</p> <ol style="list-style-type: none"> 1. I can understand the main points of a Spanish story. 2. I can learn new vocab for 'I live'. 3. I can use adjectives to describe where I live. (flat, small, big, 'garden'?) 4. I can compare houses in Spain to the UK. 5. I know how masculine and feminine forms are important in describing nouns and using adjectives. 6. I can write a short paragraph about where I live. <p style="color: red; text-align: center;"><i>Recap the song/story at the start of every lesson.</i></p>	<p style="text-align: center;">Numbers 60-100 Shopping Complex number patterns + Euros Conversation sequence/script</p> <ol style="list-style-type: none"> 1. I can recap numbers 0-60 and begin to learn the patterns for numbers 60-100. 2. I can learn numbers 60-100. 3. I can ask how much an item is in euros. 4. I can write a script for a shopping experience. 5. I can perform a shopping role play using clothes/food vocab and euros. <p>N.B include adjectives e.g. expensive/cheap and colours.</p> <p style="color: red; text-align: center;"><i>Recap the song/story at the start of every lesson.</i></p>	<p style="text-align: center;">Likes / dislikes Leisure time Extended language - building a short paragraph Giving preferences and opinions</p> <ol style="list-style-type: none"> 1. I can understand the main points of a Spanish story, song or poem. 2. I can express my likes and dislikes using a vocabulary list. (Include love and hate) 3. I can use a verb and a noun in a sentence. (I like swimming.) (Include a reading session here) 4. I can ask and answer questions in Spanish with correct pronunciation. (Do you like tennis?) 5. I can use conjunctions to link ideas together. 6. I can write a short paragraph using conjunctions and determiners. <p style="color: red; text-align: center;"><i>Recap the song/story at the start of every lesson.</i></p>	<p style="text-align: center;">School Extended language - building a short paragraph Giving preferences and opinions. Making comparisons.</p> <ol style="list-style-type: none"> 1. I can understand the main points of story/song in Spanish. 2. I can compare a Spanish school to a British school. 3. I can learn new phrases about school life. 4. I can express my preferences and opinions (favourite subjects) 5. I can link short phrases together to form a short paragraph. <p style="color: red; text-align: center;"><i>Recap the song/story at the start of every lesson.</i></p>	<p style="text-align: center;">Deeper Learning Revisit, perform and apply language learnt in different contexts</p> <p style="text-align: center; color: red;"><i>To support in creating activities for MFL Day in Summer 2. Games and activities prepared for the wider school to teach them some Spanish words/phrases.</i></p> <p style="color: red; text-align: center;"><i>A creative project to apply their understanding of the year.</i></p>
SMSC					
<p style="text-align: center;">Cross themes: Use of language in different contexts Cultural development - use of language outside lessons- knowledge of a story, perform songs, play games.</p>					

Achieving excellence, opening minds, inspiring dreams, creating futures