


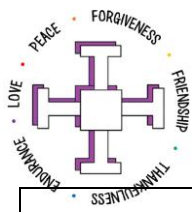


**Christ Church CE Primary School**  
**Music Assessment**

Achieving excellence, opening minds, inspiring dreams, creating futures

<b>Key Stage</b>	<b>Unit:</b> Seaside (Dynamics)							
<b>Class Name</b>		<b>Number in Class</b>		<b>Number of SEND</b>		<b>Number of P.P.</b>		
Unit 2	<b>Core Curriculum content:</b>							
Knowledge and understanding is	<b>Expected I can;</b> <ul style="list-style-type: none"> <li>Use appropriate movement to represent dynamics, articulating why they are moving in that way; being able to identify dynamics within the music and describe them using adjectives; being able to recreate sounds using voice or body and extend ideas by adding dynamics.</li> <li>Identify sounds within the music and using appropriate movements to represent these; creating appropriate, original sounds with their voice and body.</li> <li>Create loud and soft sounds using instruments; being able to justify instrument and sound choices; creating sounds with their voice and body.</li> <li>Create appropriate sounds on instruments and with voices; following instructions during their performance, playing both loud and quiet.</li> <li>Create and play their own score that showcases understanding by using dynamic symbols; creating more than one sound on their instrument and with their voice; performing a short musical pattern which demonstrates two different dynamics.</li> </ul>							
<b>Pupil full names</b>								
<b>Total % at Expected</b>				<b>Total PP % at Expected</b>				
Knowledge and understanding is	<b>Working Towards I can:</b> <ul style="list-style-type: none"> <li>Create loud and soft sounds using instruments; being able to justify instrument and sound choices.</li> <li>Identify sounds within the music and using appropriate movements to represent these.</li> <li>Follow instructions during their performance, playing both loud and quiet sounds.</li> </ul>				<b>Greater Depth I can;</b> <ul style="list-style-type: none"> <li>Identify musical instruments/dimensions while listening to music.</li> <li>Identify musical instruments/dimensions; communicating with their partner.</li> <li>Suggest two or more instruments or vocal and body sounds to represent each seaside sound; thinking of different ways to play instruments to achieve the desired sound.</li> <li>Control volume and tempo fully when playing their instruments; responding quickly to teacher's gestures.</li> <li>Create and play fluently from their own score; using more than one sound at a time.</li> </ul>			
<b>Pupil full names</b>								
<b>Total % Working Towards</b>				<b>Total % working at Greater Depth</b>				
<b>Total PP % Working Towards</b>				<b>Total PP % working at</b>				



**Christ Church CE Primary School**  
**Music Assessment**

**Achieving excellence, opening minds, inspiring dreams, creating futures**

		<b>Greater Depth</b>	
--	--	----------------------	--

Pupils with additional needs have made the following responses .....