


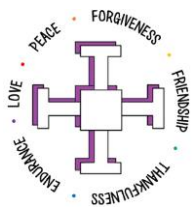




Christ Church CE Primary School
Design and Technology Assessment

Achieving excellence, opening minds, inspiring dreams, creating futures

Key Stage 1 Y6 - Spring 2	Bird House Builders	
Unit	Core Curriculum content:	
Knowledge and understanding is	<p>Expected</p> <ul style="list-style-type: none"> • Children can understand that different birds require different bird house features. • Children understand what exploded and 3D diagrams are used for. • Children to follow instructions to practise woodwork skills. • Children to understand the importance of safety precautions when working with wood and tools. • Draw diagrams of their bird house design. • Choose appropriate materials to make specific features. • Children can answer evaluation questions on their completed bird house. 	
Pupils		
Knowledge and understanding is	<p>Working Towards</p>  <ul style="list-style-type: none"> • Children can explain what a bird house is and why people construct them. • Children can describe the materials and features bird houses have. • Children can explain what tools and equipment are needed to make objects with wood. • Children to know what tools, equipment and safety precautions are needed. • Follow a plan to make a bird house. • Children can understand why evaluating designs and products is important. 	<p>Greater Depth</p>  <ul style="list-style-type: none"> • Children research, observe and record bird behaviours and their needs. • Children can draw 3D diagrams and exploded diagrams. • Draw designs for a bird house to suit a specific bird. • Make amendments to plans to make construction easier. • Children can use retail ideas to promote their bird house to a prospective buyer.
Pupils		
	Pupils with additional needs have made the following responses	



Christ Church CE Primary School
Design and Technology Assessment

Achieving excellence, opening minds, inspiring dreams, creating futures