






Christ Church CE Primary School
Design and Technology Assessment

Achieving excellence, opening minds, inspiring dreams, creating futures

Key Stage 1 Y4 - Spring 2	Making Mini Greenhouses	
Unit	Core Curriculum content:	
Knowledge and understanding is	<p>Expected</p> <ul style="list-style-type: none"> • Children know how a greenhouse helps plants to grow. • Children can identify factors that make a structure stable. • Children can identify suitable materials for a mini greenhouse. • Children can apply their knowledge of stable structures and suitable materials when designing a mini greenhouse. • Children can follow a design to create a successful product. • Children can identify what has been successful with their design. 	
Pupils		
Knowledge and understanding is	<p>Working Towards</p>  <ul style="list-style-type: none"> • Children know what a greenhouse is used for. • Understand the term 'stable'. • Children can identify suitable materials for a mini greenhouse. • Children can follow specific design criteria. • Children can work safely and sensibly with a range of materials and tools. • Children to understand the importance of evaluating a finished product. 	<p>Greater Depth</p>  <ul style="list-style-type: none"> • Children analyse and discuss different types of greenhouses. • Children can discuss how to make a structure more/less stable. • Children can discuss ways of joining these two materials together. • Children can amend their design to improve a product/give suggestions to others as solutions to problems. • Children to identify any improvements that could be made to the design.
Pupils		
	Pupils with additional needs have made the following responses	