




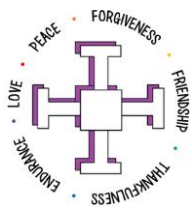


# Christ Church CE Primary School

## Art Assessment

*Achieving excellence, opening minds, inspiring dreams, creating futures*

<p>Key Stage 2 Y6</p>	<p style="text-align: center;"><u>Making Memories</u></p> <p style="text-align: center;">Core Skill: Sculpture and 3D</p>	
	<p><b>Core Curriculum content:</b></p>	
<p>Knowledge and understanding is</p>	<p><b>Expected</b> I can:</p> <ul style="list-style-type: none"> <li>• discuss the work of artists that appreciate different artistic styles</li> <li>• create a sculpture to express themselves in a literal or symbolic way</li> <li>• reflect verbally or in writing about creative decisions.</li> <li>• suggest ways to represent memories through imagery, shapes and colours</li> <li>• draw a composition of shapes developed from initial ideas to form a plan for a sculpture.</li> <li>• competently use scissors to cut shapes accurately.</li> <li>• talk about artists' work and explain what they might use in their own work.</li> <li>• produce a clear sketchbook idea for a sculpture, including written notes and drawings to show their methods and materials needed.</li> <li>• successfully translate plans to a 3D sculpture.</li> <li>• work mostly independently, experimenting and trying new things.</li> <li>• identify and make improvements to their work.</li> <li>• produce a completed sculpture demonstrating experimentation, originality and technical competence.</li> <li>• competently reflect on successes and personal development.</li> </ul> <div style="text-align: right;">  </div>	
<p>Pupils</p>		
<p>Knowledge and understanding is</p>	<p><b>Working Towards</b></p> <div style="text-align: center;">  </div> <p>I am beginning to;</p> <ul style="list-style-type: none"> <li>• discuss the work of artists that appreciate different artistic styles</li> <li>• create a sculpture to express themselves in a literal or symbolic way</li> <li>• reflect verbally or in writing about creative decisions.</li> <li>• suggest ways to represent memories through imagery, shapes and colours</li> </ul>	<p><b>Greater Depth</b></p> <div style="text-align: right;">  </div> <ul style="list-style-type: none"> <li>• create a more complex structure demonstrating a clear understanding of self and confidently drawing upon past sculptural experience</li> <li>• suggest ways to represent memories through imagery, shapes and colours, which may include symbolic ideas</li> <li>• support discussion with</li> </ul>



# Christ Church CE Primary School

## Art Assessment

*Achieving excellence, opening minds, inspiring dreams, creating futures*

	<ul style="list-style-type: none"> <li>• draw a composition of shapes developed from initial ideas to form a plan for a sculpture.</li> <li>• competently use scissors to cut shapes accurately.</li> <li>• talk about artists' work and explain what they might use in their own work.</li> <li>• produce a clear sketchbook idea for a sculpture, including written notes and drawings to show their methods and materials needed.</li> <li>• successfully translate plans to a 3D sculpture.</li> <li>• work mostly independently, experimenting and trying new things.</li> <li>• identify and make improvements to their work.</li> <li>• produce a completed sculpture demonstrating experimentation, originality and technical competence.</li> <li>• competently reflect on successes and personal development</li> </ul>	<p>personal experiences and ideas showing evidence of influences from other artists</p> <ul style="list-style-type: none"> <li>• select and combine materials using creative experience and knowledge with evidence of risk-taking and experimentation</li> <li>• demonstrate a developing individual style and craftsmanship; recognising progress made and considering the next steps.</li> </ul>
Pupils		
	<p><i>Pupils with additional needs have made the following responses</i></p> <p>.....</p>	