






Christ Church CE Primary School

Art Assessment

*Achieving excellence, opening minds, inspiring dreams, creating futures*

<p>Key Stage 2 Y5</p>	<p><u>Interactive Installations</u></p> <p>Core Skill: Sculpture and 3D</p>	
	<p>Core Curriculum content:</p>	
<p>Knowledge and understanding is</p>	<p><b>Expected</b> I can:</p> <ul style="list-style-type: none"> <li>• identify and compare features of art installations</li> <li>• investigate the effect of space and scale when creating 3D art</li> <li>• problem-solve when constructing 3D artworks</li> <li>• plan an installation that communicates an idea</li> <li>• apply their knowledge of installation art and develop ideas into a finished piece.</li> </ul> 	
<p>Pupils</p>		
<p>Knowledge and understanding is</p>	<p><b>Working Towards</b></p>  <p>I am:</p> <ul style="list-style-type: none"> <li>• beginning to identify and compare features of art installations</li> <li>• beginning to investigate the effect of space and scale when creating 3D art</li> <li>• beginning to problem-solve when constructing 3D artworks</li> <li>• beginning to plan an installation that communicates an idea</li> <li>• beginning to apply their knowledge of installation art and develop ideas into a finished piece.</li> </ul>	<p><b>Greater Depth</b></p>  <ul style="list-style-type: none"> <li>• Be able to justify their reasoning with some subject-specific vocabulary.</li> <li>• Give a clear definition of an installation</li> <li>• Clearly explain the effect of their installation model on a viewer, showing that they are considering the effect in a scaled-up space.</li> <li>• Suggest changes they could make if they repeated the activity to create a different atmosphere in the space.</li> </ul>
<p>Pupils</p>		
	<p>Pupils with additional needs have made the following responses .....</p>	