






Christ Church CE Primary School

Art Assessment

Achieving excellence, opening minds, inspiring dreams, creating futures

Key Stage	Fabric of Nature					
	Core Skill - Craft and Design					
Class Name		Number in Class		Number of SEND		Number of P.P.
Knowledge and understanding is	<p>Expected I can;</p> <ul style="list-style-type: none"> describe objects, images and sounds with the relevant subject vocabulary create drawings to replicate a selected image select imagery and colours to create a mood board with a defined theme and colour palette use subject vocabulary to describe William Morris' work and style create a pattern using drawing, taking inspiration from mood boards and initial research follow instructions to create a repeated pattern adding extra detail understand different methods of creating printed fabric in creative industries use a sketchbook to evaluate patterns produce ideas to illustrate products and designs. 					
Pupil full names						
Total % at Expected			Total PP % at Expected			
Knowledge and understanding is	<p>Working Towards I am beginning to</p>  <ul style="list-style-type: none"> describe objects, images and sounds with the relevant subject vocabulary create drawings to replicate a selected image select imagery and colours to create a mood board with a defined theme and colour palette use subject vocabulary to 			<p>Greater Depth I can;</p>  <ul style="list-style-type: none"> look through sketchbooks to recall previous drawing work and use these to inform my work ensure that each view is drawn distinctively and differently use a variety of tools and techniques to develop texture 		



Christ Church CE Primary School

Art Assessment

Achieving excellence, opening minds, inspiring dreams, creating futures

	<p><i>describe William Morris' work and style</i></p> <ul style="list-style-type: none"> • <i>create a pattern using drawing, taking inspiration from mood boards and initial research</i> • <i>follow instructions to create a repeated pattern adding extra detail</i> • <i>understand different methods of creating printed fabric in creative industries</i> • <i>use a sketchbook to evaluate patterns</i> • <i>produce ideas to illustrate products and designs.</i> 	<ul style="list-style-type: none"> • <i>choose to use symmetry within my repeated patterns based on my knowledge of William Morris.</i> • <i>evaluate my own work recognising what could be improved possibly with sketches to illustrate.</i> • <i>illustrate and annotate carefully, detailed products.</i> 	
<p><i>Pupil full names</i></p>			
<p><i>Total % Working Towards</i></p>			<p><i>Total % working at Greater Depth</i></p>
<p><i>Total PP % Working Towards</i></p>			<p><i>Total PP % working at Greater Depth</i></p>
<p><i>Pupils with additional needs have made the following responses</i></p>			