




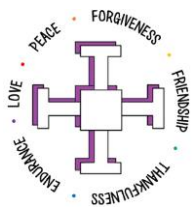


# Christ Church CE Primary School

## Art Assessment

*Achieving excellence, opening minds, inspiring dreams, creating futures*

<p>Key Stage 2 Y3</p>	<p align="center"><u>Abstract Space and Shape</u></p> <p align="center">Core Skill: Sculpture and 3D</p>	
	<p><u>Core Curriculum content:</u></p>	
<p>Knowledge and understanding is</p>	<p><u>Expected</u> I can:</p> <ul style="list-style-type: none"> <li>• join 2D shapes to make 3D structures</li> <li>• join materials in different ways when working in 3D</li> <li>• identify 2D shapes in photos of 3D objects</li> <li>• identify shapes in the background space between objects (negative space)</li> <li>• use drawings to plan a sculpture</li> <li>• apply knowledge of sculpture when working in 3D</li> <li>• evaluate and improve my artwork</li> </ul> <div style="text-align: right;">  </div>	
<p>Pupils</p>		
<p>Knowledge and understanding is</p>	<p><u>Working Towards</u></p> <div style="text-align: center;">  </div> <p>I am:</p> <ul style="list-style-type: none"> <li>• beginning to join shapes to make 3D structures</li> <li>• beginning to join materials in different ways when working in 3D</li> <li>• beginning to identify 2D shapes in photos of 3D objects</li> <li>• beginning identify shapes in the background space between objects (negative space)</li> <li>• beginning to use drawings to plan a sculpture</li> <li>• beginning to apply knowledge of sculpture when working in 3D</li> <li>• beginning to evaluate and improve my artwork.</li> </ul>	<p><u>Greater Depth</u></p> <div style="text-align: right;">  </div> <p>I can:</p> <ul style="list-style-type: none"> <li>• problem solve and try several ways to join 3D materials</li> <li>• consider how shapes are arranged to achieve interesting effects in my own work</li> <li>• show increased confidence when using a variety of ways to shape and join materials; demonstrating independence when problem-solving as they work; creating an interesting abstract sculpture that balances, stands by itself and is linked to their original plan.</li> <li>• work carefully when adding detail, and consider ways to hold and support the sculpture to make adding paint or texture easier.</li> </ul>
<p>Pupils</p>		
	<p><i>Pupils with additional needs have made the following responses</i></p> <p>.....</p>	



Christ Church CE Primary School  
Art Assessment

*Achieving excellence, opening minds, inspiring dreams, creating futures*

--	--