






Christ Church CE Primary School

Art Assessment

Achieving excellence, opening minds, inspiring dreams, creating futures

<p>Key Stage 1 Y2</p>	<p style="text-align: center;"><u>Clay Houses</u></p> <p style="text-align: center;">Core Skill: Sculpture and 3D</p>	
	<p>Core Curriculum content:</p>	
<p>Knowledge and understanding is</p>	<p>Expected I can:</p> <ul style="list-style-type: none"> • use my hands as a tool to shape clay • shape a pinch pot and join clay shapes as decoration • use impressing and joining techniques to decorate a clay tile • use drawing to plan the features of a 3D model • make a 3D clay tile from a drawn design. <div style="text-align: right;">  </div>	
<p>Pupils</p>		
<p>Knowledge and understanding is</p>	<p>Working Towards</p>  <p>I am:</p> <ul style="list-style-type: none"> • beginning to use my hands as a tool to shape clay • beginning to shape a pinch pot and join clay shapes as decoration • beginning to use impressing and joining techniques to decorate a clay tile • beginning to use drawing to plan the features of a 3D model • beginning to make a 3D clay tile from a drawn design. 	<p>Greater Depth</p>  <p>I can:</p> <ul style="list-style-type: none"> • think through the making process to create 3D forms • shape materials for a purpose, positioning and joining materials in new ways • experiment with combining shapes and textures within my work to create detail.
<p>Pupils</p>		
	<p>Pupils with additional needs have made the following responses</p>	