





Christ Church CE Primary School
Science Assessment

'Train up a child in the way they should go and when they are old, they will not depart from it.'
Proverbs 22:6

KS2 Year 3 Physics	Unit: Forces and Magnets	
	<p><u>Core Curriculum Content:</u></p> <p>Compare how things move on different surfaces.</p> <p>Notice that some forces need contact between two objects, but magnetic forces can act at a distance.</p> <p>Observe how magnets attract or repel each other and attract some materials and not others.</p> <p>Compare and group together a variety of everyday materials on the basis of whether they are attracted to a magnet, and identify some magnetic materials.</p> <p>Describe magnets as having two poles.</p> <p>Predict whether two magnets will attract or repel each other, depending on which poles are facing.</p>	
Knowledge and understanding	<p>Expected</p> <p>Compare how an object, such as a toy car, will move on different surfaces.</p> <p>Recognise the difference between contact and non-contact forces.</p> <p>Describe how magnets attract or repel each other, and attract magnetic materials.</p> <p>Group materials on the basis of testing for being magnetic.</p> <p>Describe and identify the poles of a magnet.</p> <p>Predict outcomes of a particular arrangement of magnets.</p>	
Pupils		





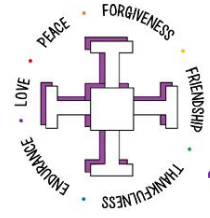
Christ Church CE Primary School

Science Assessment


'Train up a child in the way they should go and when they are old, they will not depart from it.'

Proverbs 22:6

Knowledge and understanding	Working Towards 	Greater Depth 
<p>Pupils</p>	<p>Recognise that things may move differently on different surfaces.</p> <p>Recognise that magnetic forces don't require physical contact.</p> <p>Identify that magnets affect each other.</p> <p>Recognise that some materials are magnetic and that others are not.</p> <p>Recognise the term 'magnetic pole'.</p> <p>Recognise that magnets affect each other differently, depending on which poles are facing.</p>	<p>Predict how an object will move on other surfaces and suggest why.</p> <p>Explore how magnetic attraction and repulsion are affected by distance.</p> <p>Explore whether some magnets are stronger than others.</p> <p>Identify some applications of magnets and magnetic materials.</p> <p>Explore the similarities and differences between the two poles.</p> <p>Apply ideas about the interaction of magnets to contexts such as toys.</p>
<p><i>Pupils with additional needs have made the following responses</i></p> <p><i>Beginning to recognise that things may move differently on different surfaces.</i></p> <p><i>Beginning to recognise that magnetic forces don't require physical contact.</i></p> <p><i>Identify that magnets affect each other, with help.</i></p> <p><i>Beginning to recognise that some materials are magnetic and that others are not.</i></p> <p><i>Beginning to recognise the term 'magnetic pole'.</i></p> <p><i>Beginning to recognise that magnets affect each other differently, depending on which poles are facing.</i></p>		



Christ Church CE Primary School
Science Assessment



*'Train up a child in the way they should go and when they are old,
they will not depart from it.'*
Proverbs 22:6