







Christ Church CE Primary School

Computing Assessment 2020-21

Achieving excellence, opening minds, inspiring dreams, creating futures



<p>Key Stage: 2 Year Group: 6</p>	<p>Unit: 6.4 Blogging</p>	
<p>Core Curriculum content</p>		
<p>For 'working towards', the knowledge/ understanding is:</p>	<ul style="list-style-type: none"> - Children can identify some of the key features of a blog and share these using 2Write (Lesson 1). With limited support, they can create a suitable blog for a purpose and can post comments on an existing class blog (Lesson 2 & 3). - Children are aware there is an approval process that their posts go through and demonstrate an awareness of the issues surrounding inappropriate posts and cyberbullying (Lesson 4. Point 6). Children understand the importance of being respectful on the internet. - Children understand the basic features of a blog and some of the differences between a blog page and a blog post (Lesson 1. Point 12). Children work collaboratively (Lesson 2. Point 2) and individually (Lesson 3. Point 12) to plan, design and create a simple blog. Children become contributors to a blog, their responses to blog posts may be basic (Lesson 4. Point 12). - Most children will be able to create a blog with multimedia content and format it appropriately using 2Blog (Lesson 3 Point 9). They can post comments and blog posts to existing blogs with a complete awareness of how information is presented has an impact on the audience. 	
<p>Pupils:</p>		
<p>For 'expected' the knowledge/ understanding is:</p>	<ul style="list-style-type: none"> - Can identify the key features of a blog and share these using 2Write (Unit 6.4 Lesson 1). They can create a blog for a specific purpose and can post comments on an existing class blog (Unit 6.4 Lesson 2 & 3). - Children recognise the approval process that their posts go through and demonstrate an awareness of inappropriate posts and cyberbullying (Unit 6.4 Lesson 4. Point 6). - Children understand the features of a blog and the differences between a blog page and a blog post (Unit 6.4 Lesson 1. Point 12). Children work collaboratively (Unit 6.4 Lesson 2. Point 2) and individually (Unit 6.4 Lesson 3. Point 12) to plan, design and create a blog. Children become active contributors to a blog, carefully considering their responses to blog posts (Unit 6.4 Lesson 4. Point 12). - Children become active contributors to a blog, carefully considering their responses to blog posts to ensure that they are always respectful (Unit 6.4 Lesson 4. Point 12). Children understand the implications of inappropriate use of the blog. - In lesson 1, children create a collaborative file with tips for good blog posts, this should include notes about citing sources. Children should then follow this advice when creating their blogs. 	
<p>Pupils:</p>		
<p>For 'greater depth', the knowledge/ understanding is:</p>	<ul style="list-style-type: none"> - Children can critique good examples of blogs share these using 2Write (Unit 6.4 Lesson 1). They can create a range of blogs for a specific purpose and audience and can comment on an existing class blogs (Unit 6.4 Lesson 2 & 3). - Children understand why there is an approval process for any posts and understand the issues surrounding inappropriate posts and cyberbullying (Unit 6.4 Lesson 4. Point 6). - Children demonstrating greater depth, understand that 2Blog is an introduction to the world of blogging and is a way for the user to become a content creator on the internet. As such the content included in their blog carefully considers the end user. - Children demonstrating greater depth, understand that 2Blog is an introduction to the world of blogging and is a way for the user to become a content creator on the internet. As such they understand the implications of inappropriate use of the blog and how this relates to the real world. 	
<p>Pupils:</p>		