


Christ Church CE Primary School

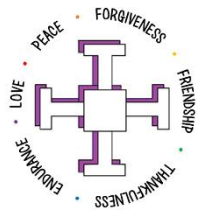
'Train up a child in the way they should go and when they are old, they will not depart from it.' Proverbs 22:6



KS2 Handwriting Guidance

'We value all children as unique 'Children of God' and welcome them into our safe, loving and supportive Christ Church family. We endeavour to use nurture to encourage individuals to flourish and aspire to reach their God given potential. We rejoice in our rich diversity and our broad, balanced curriculum provides opportunities for all to achieve excellence, open minds and inspire dreams both now and the future.'

































Achieving excellence, opening minds, inspiring dreams, creating futures.























Handwriting in Key Stage Two at Christ Church CE Primary

Letter Formation	
Family One	Anti-clockwise letters
<p>1. The first family of letters – the anti-clockwise letters are known as 'Curly Caterpillar Letters'.</p> <p><i>c, a, d, e, g, o, q, f, s</i></p>	
Family Two	Long Ladder Letters
<p>2. The second family of letters - down and off in another direction are known as the 'Long Ladder Letters'.</p> <p><i>l, i, j, t, u, y</i></p>	
Family Three	One Armed Robot Letters
<p>3. The third family of letters – with a stick and a curve are known as the 'One Armed Robot Letters'.</p> <p><i>r, b, h, k, m, n, p,</i></p>	
Family Four	Zig Zag Monster Letters
<p>4. The fourth family of letters – 'Zig Zag Letters'.</p> <p><i>N, W, X, Z</i></p>	

Letter formation should be modelled making reference to the teaching in RWI. The example below should be displayed in classrooms and readily available for children to refer back to. Continuous cursive is taught as 'Say hello' and 'Say goodbye' to each letter.

 <p>Say hello...around the apple and down the leaf ... and say goodbye</p> 	 <p>Say hello... down the laces to the heel then around the toe ... and say goodbye</p> 	 <p>Say hello... curl around the caterpillar</p> 	 <p>Say hello... around the dinosaur's bottom, up his tall neck and down to his toes ... and say goodbye</p> 
 <p>Say hello... lift off the top and scoop out the egg</p> 	 <p>Say hello ... down the stem and draw the leaf</p> 	 <p>Say hello... around the girl's face, down her hair and give her a curl</p> 	 <p>Say hello... tall and down the head to the hooves then across his back... and say goodbye</p> 
 <p>Say hello...down the insect ... and say goodbye... dot for the head</p> 	 <p>Say hello... down his body, curl and dot for his head</p> 	 <p>Say hello... down the kangaroo's body, tail and leg... and say goodbye</p> 	 <p>Say hello... down the long leg... and say goodbye</p> 
 <p>Say hello... Maisie, mountain, mountain... and say goodbye</p> 	 <p>Say hello... down Nobby's net... and say goodbye</p> 	 <p>Say hello... around the orange... and say goodbye</p> 	 <p>Say hello... down the pirate's plait and around his face</p> 

 <p>Say hello...around her head, up past her earring, down her hair and flick</p> 	 <p>Say hello... down the robot's back and curl over his arm...</p> 	 <p>Say hello... slither down the snake... and say goodbye</p> 	 <p>Say hello... down the tower ... and say goodbye... across the tower</p> 
 <p>Say hello... down and under, up to the top... and say goodbye</p> 	 <p>Say hello... down the wing, up the wing... and say goodbye</p> 	 <p>Say hello... down, up, down, up... and say goodbye</p> 	 <p>Say hello... down the arm and leg, repeat the other side... and say goodbye</p> 
 <p>Say hello...down a horn, up a horn and under the head</p> 	 <p>Say hello... zig, zag, zig ... and say goodbye</p> 		

Upper Case...

A B C D E F G H I J K L M N O P Q R S T U V W X Y Z

NB: CAPITAL LETTERS DO NOT JOINS

Numbers...

0 1 2 3 4 5 6 7 8 9

Different Letter Joins

Diagonal joins to letters without ascenders (bottom letter joins)	ai, ar, us, au, aw, er, ew, ir, ur, ss, as, ea, ae, ee, ie, se, ue
Horizontal joins to letters without ascenders (over the top joins)	ou, vi, wi, xe, ere, oe, re, ure, ve, we, oi, on, oo, or, ov, ow, oa
Diagonal joins to letters with ascenders	ab, ul, it, ch, kn, ll, sh, th, ed, be, de, br
Horizontal joins to letters with ascenders (over the top joins)	ot, wh, ot
Diagonal joins to letters with descenders	ff, ph, qu, igh, ing, ng, squ, fe, ge, pe
Horizontal joins to letters with descenders (over the top joins)	op, oy

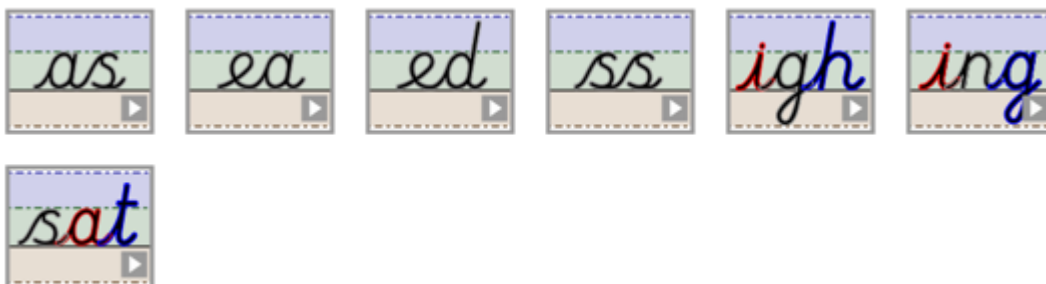
Bottom letter diagonal joins:

ai but ch ck er jig sh th zip



Bottom to 'c' shaped diagonal letter joins

as ea ed igh ing sat ss



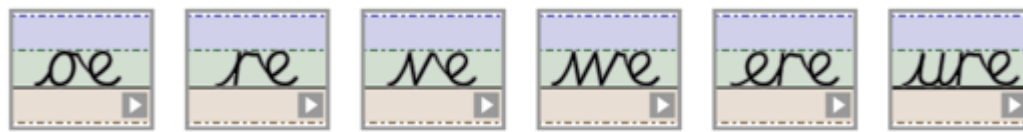
Bottom to 'e' shaped diagonal letter joins

be her ie men se ve



Top 'e' horizontal letter joins:

ve ve oe



Top horizontal letter joins:

*bl br oa oh oi on oo or ou ov
ow oy wh*



Examples of our handwriting letter formation and joins can be found on the link below. 'Teach Handwriting' provides video teaching clips, which can be shared with the children.

<https://teachhandwriting.co.uk/continuous-cursive-joins-choice-1.html>

KS2 Handwriting Progression


Year Three - Focus Letter Joins

Year Three - Focus Letter Joins					
Practising joining to the top	Practising the join from the letter e	Practising the horizontal join	Practising the horizontal join	Practising the size and height of letters	Practising joining from the letter o
ai, ay, ey tail, rail, nail, mail, say, day, hay, may	ee, ea, ey bee, see, feet, meet, bee, sea, feat, meat	ie, ide, igh tie, pie, lie, tide, slide, bride, light, right, fright	oa, ow, oe goat, goal coal, bow, snow, show, toe, doe, goes,	oo, ue, ew zoo, moon, moose, new, crew, screw	oi, ou, oy joy, boy, toy, boil, toil, soil
Practising capital letters	Practising joining to the letter a	Practising joining to the letter r	Practising the horizontal join	Practising small letters: same height and size	Practising joining to the letter r
Whole alphabet Ben, Adam, Grace, Jamila	ea, ead, ear ear, hear, tear, head, bead, spread	er, ir, ur sister, blister, mister, bird, dirt, shirt, hurt, hurtle, turtle	ou, out, ow bow, cow, now, how, out, about, scout, shout	or, ow, au snore, snored, force, forced, crawl, crawled, claw, clawed	ar, air, are fair, fare, stair, stare, hair, hare
Practising joining to ascenders	Practising joining from the letter o	Practising printing	Practising joining to/from the letter c	Practising writing the letter g	Practising the diagonal join
al, all, alk all, call, stall, walk, talk, stalk	ot, on, oe one, done, honey, money, other, mother, another, brother	Whole alphabet arm, hair, hand, knee, thumb, eye, fingers, foot, shoulder, leg	ice, ace, cel ice, mice, rice, price, ace, race, pace, face	age, dge, nge, gen ridge, bridge, ledge, hedge, gem, gentle, general, giraffe	le, el, al, il angle, bangle, rectangle, pedal, usual

Practising the two ways of joining the letter <i>s</i>	Practising joining to the letter <i>y</i>	Practising joining to the letter <i>g</i>	Reviewing the four handwriting joins	Practising joining from the letter <i>w</i>	Practising correct height and size of letters
<i>sh, as, es</i>	<i>ky, hy, ly</i>	<i>ting, ring, king</i>	<i>kn, mb, wr, wh</i>	<i>war, wan, wap</i>	<i>ily, ely, kly</i>
Codes, ships, messages	Sly, fly, ply, sky, spy, shy, high, higher, highest	walk, walking, knock, knocking, sit, sitting, chat, chatting	Knee, kneel, knew, know, write, wrist, wrap, wrong	War, warm, want, wand, was, wasp, wash, squash	Happily, merrily, cheerily, slowly, quickly, quietly
Punctuation	Practising joining to/from the letter <i>i</i>	Practising joining to/from the letter <i>s</i>	Practising joining from the letter <i>e</i>		
<i>I'm, I'll, he's, she's</i>	<i>cian, sion, tian</i>	<i>ness, less</i>	<i>er, ier, est, iest</i>		
<i>I've, I have, we've, we have, isn't, is not, doesn't, does not</i>	<i>station, mention, passion, session, optician, musician</i>	<i>restless, sleepless, darkness, brightness</i>	<i>cheeky, cheekier, cheekiest, happy, happier, happiest</i>		

KS2 Handwriting Progression

Year Four - Focus Letter Joins

Year Four - Focus Letter Joins					
					
					
					
					
					

KS2 Handwriting Progression

Year Five - Focus Letter Joins

Year Five - Focus Letter Joins					
Practising joining from the letter <i>e</i>	Practising joining to and from the letter <i>s</i>	Practising writing letters at the correct size	Practising writing double letters	Practising consistency in spacing	Practising using a diagonal join
<i>eat, eac, ead</i>	<i>ask, asp, ast</i>	<i>ried, ries, rief</i>	<i>tt, ll, rr, ee</i>	<i>sce, sca, sci</i>	<i>un, unn, inn, imm</i>
<i>thread, bread, spread, weather, feather, leather</i>	<i>ask, flask, mask, class, grass, pass, blast, fast, last</i>	<i>Cry, cries, cried, crying, sry, dries, drying, try, tries, trying, fry, fries, frying</i>	<i>Mutter, mutters, gutter, gutters, sweet, sweets, street, streets, hurry, hurries, flurry, flurries</i>	<i>Scene, scenic, scale, scald, science, scheme</i>	<i>Unkind, unnatural, unbelievable, immature, imperfect, impossible, inactive, invisible, innumerable</i>
Practising the horizontal join	More practise joining to the letter <i>y</i>	Practising speedwriting	Practising the size and height of letters	Practising spacing within words	Practising joining to and from the letter <i>w</i>
<i>rep, rem, rea, reo</i>	<i>ly, ily, ity, ify</i>	<i>speedily, quickly, swiftly, briskly</i>	<i>ous, ious, eous</i>	<i>constellation, station, relaxation, education, nation, hibernation</i>	<i>owf, owb, owm, owd</i>
<i>Rearrange, review, repair, reply, premature, preparation, preoccupied, prearrange,</i>	<i>correctly, cruelly, simplify</i>	<i>through, beneath, behind, across, left, right, up, down</i>	<i>enormous, famous, vigorous, anxious, delicious, victorious, courteous, hideous, outrageous</i>	<i>telephone, television, telepathic, telescope, telephoto</i>	<i>Snowfall, snowflake, snowman, snowball, snowdrift, snowdrop</i>

Practising joining the letter <i>m</i>	Practising joining to the letter <i>a</i> from the letter <i>w</i>	Practising using a diagonal joining line	Practising speedwriting	Practising joining from the letter <i>i</i>	Practising the diagonal join to ascenders
<i>circumnavigate, circumstance, circumvent, circumference</i>	<i>was, wan, wav, wax</i>	<i>ship, ment, ness, less</i>	<i>department, ten o'clock, accident, emergency, as soon as possible</i>	<i>lig, rig, tig, mig</i>	<i>al, all, alt, afl</i>
<i>circumstance, Circumvent, circumnavigate</i>	<i>was, wash, wasp, wand, wander, want, wax, wave, wait</i>	<i>dictatorship, falsehood, government</i>	<i>Rd, we'll, a.s.a.p 10:00pm A and E, no. there's</i>	<i>light, bright, kite, night, fright, white</i>	<i>almost, already, although, afloat, affect, affluent, asleep, astute, assist</i>

Practising joining to and from the letter <i>f</i>	Practising joining to and from the letter <i>e</i>	Practising punctuation	Practising consistency in forming and joining letters	Practising printing to make captions	Practising joining to and from the letter <i>v</i>
<i>ff, lfs, lfe, ife</i>	<i>rec, red, ved, ves</i>	<i>. ' ? !</i>	<i>ear, are, rew, new</i>	<i>Whole alphabet</i>	<i>live, tive, sive, five</i>
<i>Wolf, wolves, wife, wives, knife, knives, loaf, loaves, half, halves, shelf, shelves</i>	<i>recycle, recycles, recycled, recycling, save, saved, saving, use, uses, used, using</i>	<i>flags', languages', city's, peoples'</i>	<i>bare, bear, hare, hair, fare, fair, right, rite, might, night, knight, threw, through, new, knew, yew, you</i>	<i>hop, crop, drop, hand, land, stand, ridge, fridge, bridge, kicks, licks, sticks</i>	<i>explode, explosive, exploding, explosion, act, active, acting, action</i>

Practising joining from <i>a b</i> and <i>p</i>	Practising drafting and editing	Practising speedwriting	Practising printing to make a poster		
<i>bl, pl,</i>		<i>1, 2, 3, 4, 5, 6, 7, 8, 9, 10 one, two, three, four,</i>	<i>Monday, Tuesday, Wednesday, Thursday,</i>		

		<i>five, six, seven, eight, nine, ten</i>	<i>Friday, 18 June 2021 Saturday, Sunday</i>		
<i>responsible, sensible, curable, believable, lovable, valuable, desirable, recognisable</i>	<i>Writing and editing a draft passage</i>	<i>tsp, tbsp., dsp, ml, cl, l</i>	<i>Writing signs</i>		

KS2 Handwriting Progression

Year Six - Focus Letter Joins

Year Six - Focus Letter Joins					
Practising joining to and from the letter <i>r</i>	Ensuring letters are consistent in height and the correct size	Developing fluency	Ensuring the letter <i>t</i> is at the correct height	Forming and joining the letter <i>s</i>	Practising letters
<i>re, are,</i>	<i>ing, ed</i>	<i>ire</i>	<i>inter</i>	<i>s</i>	<i>b, p, g, y, q, j, i, x, z</i>
<i>carefully, awareness, smartly, starting, share, beware, prepare</i>	<i>flow, flowing, flowed, row, rowing, rowed, crow, crowing, crowed, tow</i>	<i>require, shirt, entire, fire, wire, thirsty, inspire, enquire</i>	<i>intergalactic, interact, interview, interlock, intermix, interview, interweave</i>	<i>cars, bicycles, schools, cinemas, cameras, tourists, parks, palaces, museums, theatres, boats</i>	<i>banjo, bongo, gecko, matzo, yoyo, piazza, pizza, puma, samba, pagoda</i>
Practising writing a play script	Practising printing	Forming ascenders correctly	Practising presentation	More practise with presentation	Ensuring correct formation of the letter <i>k</i>
Copy stage directions	Copy country names and dates	<i>able, ible, ably, ibly</i>	Copy ight words	Copy antonyms	<i>ocket, icket, ucket, acket</i>
	Use of labels. How? Wow! Where? Help! Who? Excellent!	<i>adorable, likeable, recognisable, programmable, incredible, possible, possibly, reliable</i>	<i>bright, light, tight, sight, shiny, small, illumination, fear, flying, correct</i>		<i>Rocket, locket, cricket, upset, regret, jacket, racket, magnet, tablet, ticket, gadget</i>

Forming the letter <i>y</i> correctly	Practising speed and fluency	Practising punctuation	Ensuring consistency in letter sizing	Practising speedwriting	Forming small letters correctly
<i>y</i>	Add prefixes to words	: ; - ! ' ?	<i>ough</i> words	Write words in full and short form	<i>ea</i>
<i>bully, fully, filly, belly, welly, chilly, helpful, helpfully, painful, beautifully, wonderfully, careful, carefully</i>	<i>refer, offer, confer, defer, suffer, transfer, buffer</i>	<i>it is, cannot, must not, do not, did not, should not</i>	<i>rough, trough, brought, plough, caught, enough, nought, thought, laughter, bough, taught</i>	Turn short dates into full dates. Use notes to write a passage.	<i>rear, bear, break, great, street, lie, light, your, summit, volcano, range, slope, ridge,</i>

Practising forming and joining the letter <i>f</i>	Practising writing with a slant	Practising printing	Practising speedwriting	Practising writing decorated capital letters	Practising writing letters
<i>f, fa, fu, fe, fl, ff, ft</i>	<i>ious, eous, cious, tious</i>	Copy an address	Copy patterns	Whole alphabet	Copy addresses
<i>flea, flee, flew, flue, fare, fair, flare, flair, calf, calves, half, halves, loaf, loaves, wolf, wolves</i>	<i>victorious, curious, cautious, hideous, malicious, fictitious, precious, conscious, anxious</i>	Whole address, Labels, copy signs using the print alphabet.	<i>dig, drag, dug, drop, mop, stop, hug, hum, run, beg, fit</i>	<i>Mangoes, Oranges, Granadillas, Cho-chos, Lemons, Plantains</i>	<i>With love, All the best from, Kind regards, Yours sincerely, Yours faithfully, Best wishes,</i>

Practising paragraphs	Practising presentation	Revising difficult joins	Looking at different handwriting styles		
Copy a paragraph	Copy patterns	ne, we, oe, fe, re	Copy letters		
Copy a list; write your own paragraph		Live, lively, lived, love, lovely, loved, brave, bravely, braved more, safe,	hope, hopeful, hopeless, careful, careless, shameful, shameless, joyful, joyless.		

Getting ready to write

Pencil hold

Pencil held between finger and thumb

Middle finger provides extra support




Posture

Feet flat on the floor

Head up, not resting on the desk or hand

Paper at the correct angle

Spare hand steadies the paper



PEN LICENCES

- α As children become confident in their joined up writing in Year Three, they should begin to work towards their 'Pen Licence'. The 'Pen Licence' is a plastic card awarded to each child by the Head Teacher, granting them the permission to use a pen during all lessons (except Mathematics).
- α It is at the teacher's discretion when to award a child with the 'Pen Licence', but all children should aim to have one by the time they leave Year Five.
- α There should be a display in each KS2 classrooms celebrating children who have been awarded pen licences.

